



Google Calendar *Integration*



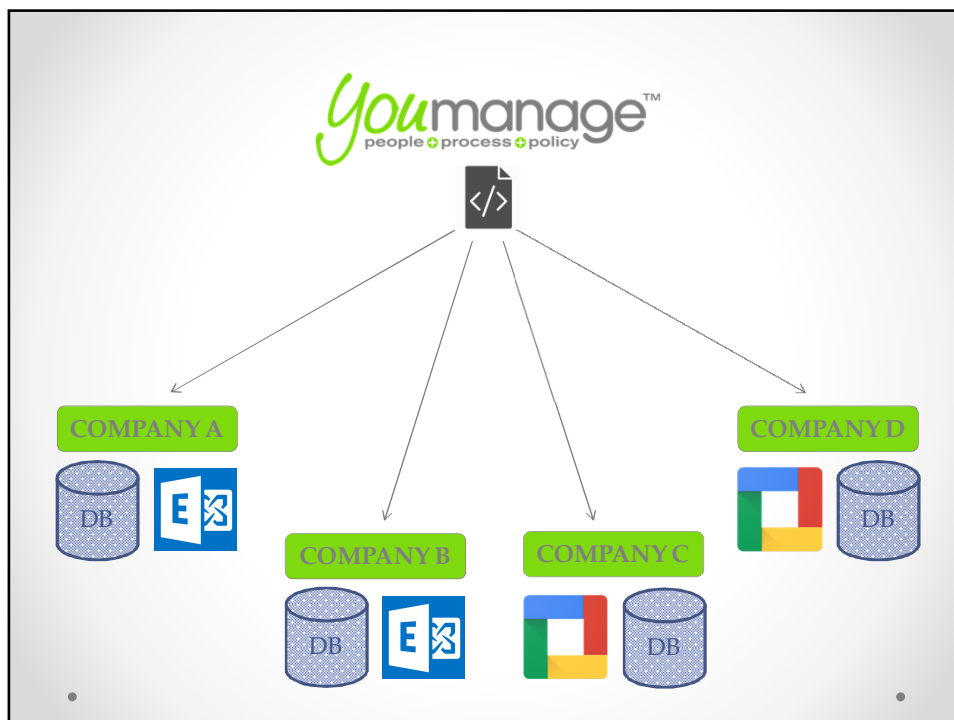
- HRM software development
- web application
- Microsoft technology
- inconsistent architecture
- each client, own instance, own database

The screenshot displays the Youmanage HR system interface. At the top, the logo reads "Youmanage™ people + process + policy". Below the logo, the user is logged in as "Maurice Davidson of Test Instance". The main navigation bar includes "Employees", "Performance & Development", "Absence & Holidays", "Job Profiles", "Discipline & Grievance", and "Company Documents".

The central feature is an attendance calendar for July 2015. The calendar is viewed in "Month" mode. The days of the week are listed at the top: Wed 01, Thu 02, Fri 03, Sat 04, Sun 05, Mon 06, Tue 07, Wed 08, Thu 09, Fri 10, Sat 11, Sun 12, Mon 13, Tue 14, Wed 15, Thu 16, Fri 17, Sat 18, Sun 19, Mon 20, Tue 21, Wed 22, Thu 23, Fri 24, Sat 25, Sun 26, Mon 27, Tue 28, Wed 29, Thu 30, Fri 31. The employees listed on the left are: Abe Simpson, Alan Braker, Cactus Jack, Captain Kirk, Frank Bruno, George Bush, Gordon Cowell, Iron Man Stark, Maurice Davidson, Mr. Stubby, and Pat Sharp. The calendar cells are color-coded: yellow for work days, green for absence, and blue for holidays. For example, Abe Simpson has a green absence on July 8th and 9th, and a blue holiday on July 27th. Maurice Davidson has yellow work days from July 6th to 11th.

The screenshot displays the Youmanage HR system interface, showing a list of events. The logo "Youmanage™ people + process + policy" is at the top. Below the logo, the word "Events" is displayed in a large, bold font. The list of events includes:

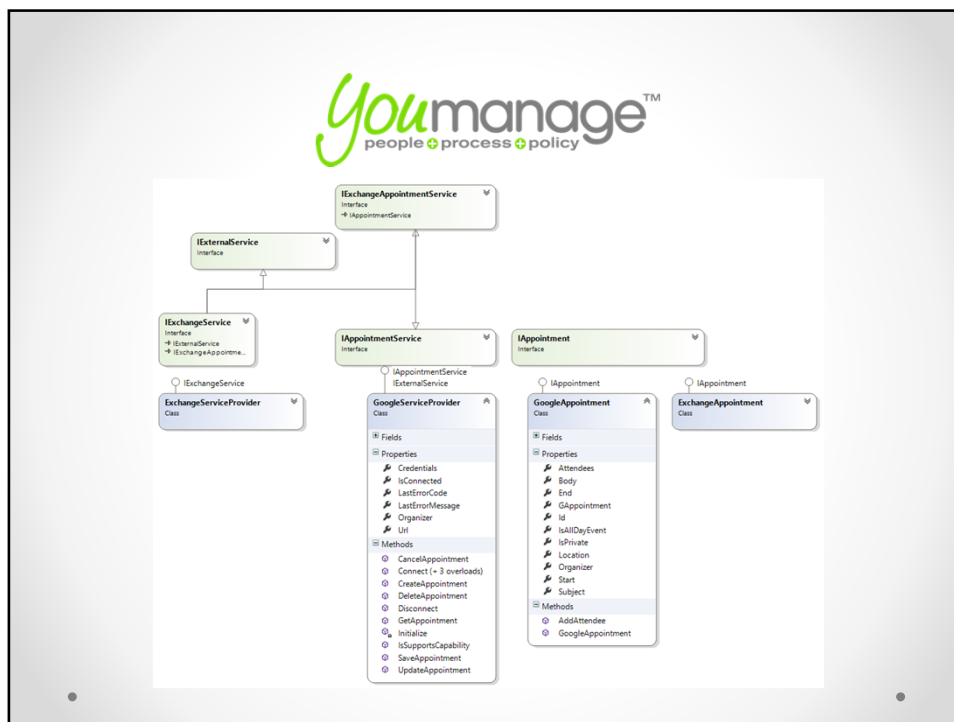
- absence holiday
- absence non-office day
- absence other
- employee review
- employee 121 review
- decision meeting
- decision trial
- grievance record
- disciplinary record



Google Apps for Work

- paid business tool (\$5 per month, \$50 per year)
- 30 days free trial
- company email for a domain
- proof of domain ownership required


- OAuth 2.0 authentication
- impersonation via service account
- REST vs. Google APIs



- standard auth
- url, username, password
- limited access to resources
- impersonation
- client app and server configuration




- OAuth 2.0
- token based
- access to resources limited by scopes
- impersonation
- server configuration
- Marketplace app



- Google Developers Console
 - Project
 - APIs
 - Credentials

Service account	
Client ID	530923300948-jlg8g6d4bikagumpoirrmm26vjo333c.apps.googleusercontent.com
Email address	530923300948-jlg8g6d4bikagumpoirrmm26vjo333c@developer.gserviceaccount.com
Certificate fingerprints	405cf0b1fed9d64581bfe90c4a32f1d9e5ce6320 - Delete 9e1e3d50b15644f36fb69862e6817a15cb2ef4c4 - Delete

- Client app implementation
- Chrome Web Store



Core Additional Modules Dictionaries Security Content Management Housekeeping

Google Setup

Click the button and install following add-on to your Google Apps domain. Please make sure you grant the required permissions.

Or alternatively copy a following information into your Google Apps domain under: *Admin Console/Security/Advanced settings/Authentication/Manage API client access.*

Client name: **530923300948-jlg8g6d4bikagumpoirrmm26vjo333c.apps.googleusercontent.com**
API Scope: **https://www.googleapis.com/auth/calendar**

Once done click continue to verify the connection.

